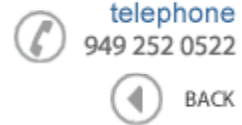




Data Sheet


 telephone
 949 252 0522


BACK

Product Category: IF SAW Filter

 Part Number
 827-IF70.0M-DA

 Package
 27.0 x 12.0 Thru Hole

 Application
 Base Station & Repeater

 Last Modified
 May 30 2003

TYPE :

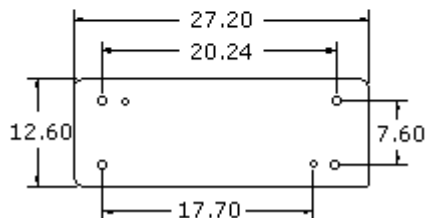
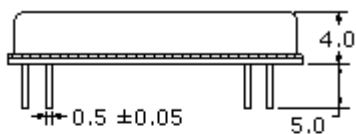
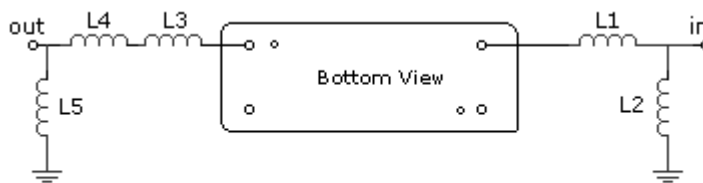
 70.0 MHz Bandpass Filter
 26.25 MHz Bandwidth

PART NUMBER :

827-IF70.0M-DA**OPERATING CONDITIONS / ELECTRICAL CHARACTERISTICS**

PARAMETERS	Minimum	Typical	Maximum	Units
Center Frequency	69.93	70.00	70.07	MHz
Insertion Loss	-	24.2	25	dB
1dB Bandwidth	25.5	25.65	-	MHz
3dB Bandwidth	26.1	26.25	-	MHz
40dB Bandwidth	-	28.45	28.7	MHz
Passband Ripple	-	0.70	1.0	dB
Group Delay Variation	-	42	70	nsec
Absolute Delay	-	1.876	-	µsec
Ultimate Rejection	50	55	-	dB
Substrate Material	-	128° LN	-	-
Ambient Temperature	-	25	-	°C

* Custom SAW IF Filters available. Contact Oscilent for assistance.

PACKAGE OUTLINE (mm)**TEST FIXTURE**
 L1 = 56nH L4 = 33nH
 L2 = 120nH L5 = 180nH
 L3 = 56nH
 Source/Load Impedance = 50 ohms
Oscilent Corporation - CALL **949.252.0522****Part No.:** 827-IF70.0M-DA
 17962 Sky Park Circle, Building D, Irvine, CA 92614, USA
 Fax: 949.252.0599, E-Mail: Sales@Oscilent.com

[Crystal Oscillators](#) | [Quartz Crystal](#) | [TCXO](#) | [VCXO](#) | [IF SAW Filter](#) | [RF SAW Filter](#) | [Ceramic Resonator](#)
[Crystal Filter](#) | [Ceramic Filter](#) | [SAW Filter / SAW Devices](#) | [Site Map](#)